iSHOOTCONSULTING.COM

SHOOTER MEASURMENT FORM (SMF)

Proposal No. | Serial No.CE

FORM TO BE FILLED IN BLOCK LETTERS ONLY

Name :

Address :

House No : | Street Name :

Locality :

Land Mark :

City : | PIN Code :

Village : | State :

Country : | Mobile No. :

Measurement Date : | | | Whatsapp No. :

Date Of Birth : | E-mail :

Occupational Detail : Student ☐ Service ☐ Business ☐ Sports ☐

Currently Using Jacket & Trouser Brand : .....

Highest Score In Competition : 1) Air Rifle Match ☐ 2) 3 position ☐

Upcoming Competition Name & Date .....

Shooter ID : .....

Full Name of Coach : ..... Mobile : .....

Email ID : .....

Name of Dealer : iShoot Consulting, LLC Mobile : 239-580-8550

Email ID : .....

Shooter Profile : International ☐ National ☐ State ☐ Beginner ☐

Serial No.CE

Important Note :
1) All measurements should be skin measurements. (i.e. it should not be loose or tight)
2) Always wear shooting Inner and then take the measurements.

FORM TO BE FILLED IN BLOCK LETTERS ONLY

For office use only Proposal No. .....

Handled By : .....

Right Hand : ☐ Height : ☐☐☐ (cm/inch) Male : ☐

Left Hand : ☐ Weight: ☐☐☐ kg Female : ☐

Delivery Expected by Customer : ☐☐☐☐☐☐☐☐

Name to appear on Jacket with text color : _____

☐☐☐☐☐☐☐☐☐☐ Country Code : ☐☐☐

Jacket Piping color : _____

Name to appear on Trouser with text color : _____

☐☐☐☐☐☐☐☐☐☐

Trouser Piping color : _____

Model	Jacket	Trouser
Olympia Trimax		
NSG Topline		
Korean Square		
Premium		
Korean Promix		
Pro		
SemiPro		

Standing : ☐
Kneeling : ☐
Prone : ☐
Flag on Jacket Back : ☐
Standard Color : ☐
Multi Color : ☐

Premium Material : White
Trimax Material : White
Capitex Material : White Black Red Grey
Canvas Material : Black Red Grey Blue Green
Leather Material : Black Red Green White Yellow Grey Pink Blue Orange
TOP GRIP : ELBOW KNEE
Shoulder Grip Option: Top Grip Suede Leather

Waist Types

☐ ☐ ☐

TROUSER

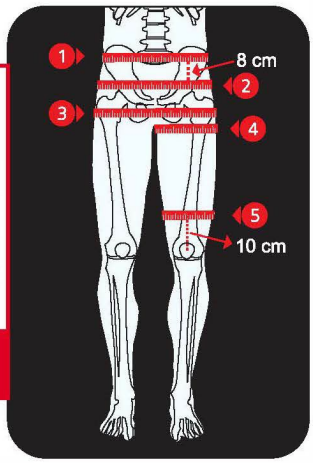

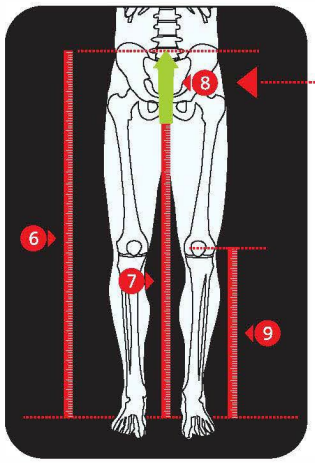

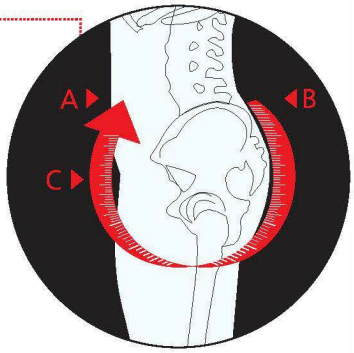

(Crotch : Place where the legs join the body)

Crotch Girth :
8 ▶ Take the measurement from the front part of the waist Ⓐ to the crotch Ⓒ and from crotch to the back part of the waist Ⓑ

..... cm

1 ▶ Waist Circumference

..... cm

2 ▶ The Horizontal Circumference Measured 8 cm below the waist circumference.

..... cm

3 ▶ Hip Circumference

..... cm

Upper Thigh Circumference :
4 ▶ Find the maximum horizontal circumference at upper thigh to measure around.

..... cm

Middle Thigh Circumference :
5 ▶ Find the maximum circumference at 10 cm above the knee joint to measure around.

..... cm

Trouser Length :
6 ▶ Take the measurement from the waist along the hip to the floor, without shoes.

..... cm

Inside Leg Length :
7 ▶ Take the measurement from crotch line along the leg to the floor, without shoes. with feet slightly apart.

..... cm

Knee Length :
9 ▶ Take the measurement from the centre of the knee to the floor, without shoes.

..... cm

Measurement Taken By : .....

Declaration : I hereby acknowledge that, production of my jacket & trouser will be made as per the given skin measurements. Law of India will be applicable. Subject to Thane Jurisdiction, Maharashtra, India.

Customer's Sign : .....

Remark :

Audited By : .....

Questions? We're here to help.
Email: info@ishootconsulting.com
Phone: 239.580.8550

Serial No.CE

iSHOOTCONSULTING.COM

Shoulder Types



FORM TO BE FILLED IN BLOCK LETTERS ONLY

For office use only

Proposal No. .....

Reconfirming :

Name on Jacket :

Name on Trouser :

Important Note : The shooting jacket must not be longer than the bottom line of the fist, when the arms are straight. So draw imaginary straight bottom line of the fist and take the measurements.

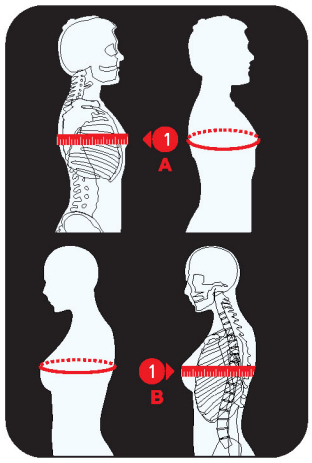

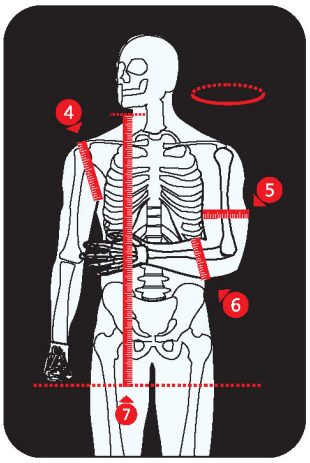

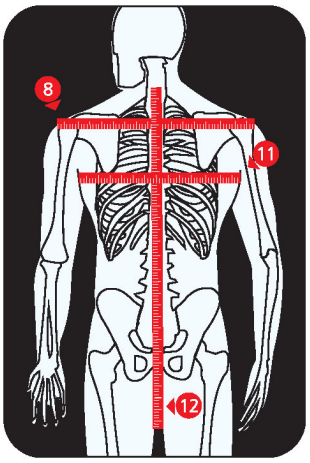

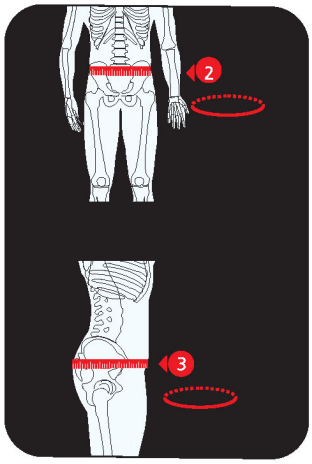

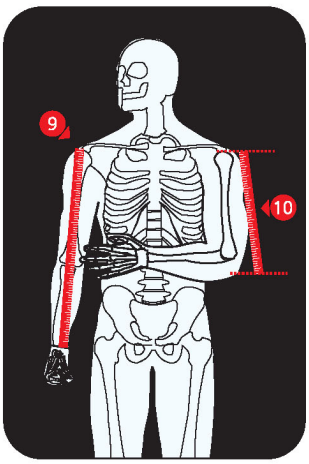

Chest Circumference :
1 ▶ Find maximum circumference at the chest to measure around.

cm .....

Hip Circumference :
3 ▶ Find maximum circumference at the hip to measure around.

cm .....

Waist Circumference :
2 ▶ Find maximum circumference at the waist above the hip bone to measure around.

cm .....

Armpit Circumference :
4 ▶ Take the measurement from the armpit to outside edge of shoulder bone.

cm .....

Upper Arm Circumference :
5 ▶ Take the measurement from upper arm at the bicep, when the elbow is bent at 90 degree.

cm .....

Lower Arm Circumference :
6 ▶ Take the measurements of lower arm at the maximum circumference below the elbow.

cm .....

Jacket Length :
7 ▶ Take the measurement from the highest point of the shoulder at the neck to the bottom line of the fist.

cm .....

Shoulder Width :
8 ▶ Take the measurement between the edges of the shoulder bones, keeping the measuring tape straight.

cm .....

Total Arm Length :
9 ▶ Take the measurement from the edge of the shoulder bone to the wrist bone. with arms straight.

cm .....

Upper Arm Length :
10 ▶ Take the measurement from the edge of the shoulder bone to the elbow when the elbow is bent at 90 degree.

cm .....

Back Width :
11 ▶ Take the measurement between the armpit at the back, keeping the measuring tape straight.

cm .....

Jacket Length (from back) :
12 ▶ Take the measurement from the neck vertebra to the bottom line of the fist, with arms straight.

cm .....

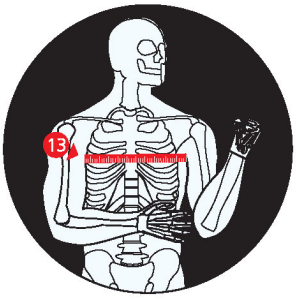

Chest Width :
13 ▶ Take the measurement between the armpits at the upper chest in shooting position keeping measuring tape straight.

cm .....

Customer's Sign :.....